

WILDCAT PAW PRINTS

January

IN THIS ISSUE

2ND QUARTER

SPELLING BEE WINNERS!

SCIENCE FAIR

Happy
New
Year

**From the Desk of the Principal
- Mrs. Barrett**

As we begin a new semester I would like to wish a very Happy New Year to our Hamburg Community School Family! I trust you had a wonderful winter break with family and friends and had an opportunity to relax and enjoy some quality time together. As we celebrate the beginning of a new year, it is always a great time for reflecting on the past year and looking at how far we have come, but more importantly, looking forward to the coming year. It is a time to reflect on the changes we want, or need, to make and resolve to follow through on those changes. We appreciate your support as we work to help our students reach their fullest potential.

Final grades for the second quarter should be emailed to you by January 7, 2022. If you have not received them by then, please contact Brandi in the front office, and she will make sure that you get them.

FAST screening assessments are administered three times a year. They are used to help identify students who are not yet proficient in the areas of reading and math. Teachers use the test scores to determine interventions to work on any problem areas. We will be completing the winter session of FAST testing beginning on Monday, January 10, 2022. Please encourage your students to do their best.

It is important for students to go outside each day to enjoy fresh air and exercise. Students should be prepared to go outdoors for recess throughout the year. Please be sure to send your students to school with jackets, hats, mittens/gloves, and boots to play in.

Thanks for your continued support of our students. It is truly the parents, community, and staff working together that allows our students to be successful. As always, if you have any questions, comments or concerns, please feel free to contact me at the school by phone at 712-382-2017 or by email at jbarrett@hamburgcsd.org.

Have a great January and continue to demonstrate Wildcat Pride!



Secretary - Mrs. Peeler



A note from the office –

- Please remember to call the school before 8:30AM if your student is sick or will be late. 712-382-2017
- Always call the office with any new updates such as a new phone number or a new address. Keep it updated for times your child is ill and needs to go home.
- Don't forget to send a water bottle to school with your child every day. Children need water to stay hydrated.
- If you haven't brought your child's birth certificate into the school please do so.

New Year calls for new beginnings!

-Thanks, Trisha Peeler



Preschool - Mrs. Williams

The Preschoolers enjoyed the month of December with fun dress-up days, the Winter Concert, and Christmas parties! Thanks to everyone who provided party treats for us!

As we look forward to the season of Winter, the Preschoolers would like to share what they like to do in the snow:

Elsi- Make snow angels

Beckett- Play in the snow

Abel- Build a snowman

Kaelee- Throw snowballs

Sahyler- Make a snowman

Myla- Play in the snow and throw snowballs Ryan- Just make a snowman

McKenzie- Throw snowballs at someone Skylar- Build some snowmen in the snow

Pheonyx- Make a snowman, a snow angel, and go sledding

Maverick- Make snowballs

Liam- Make a snowman

Rowan- Make Olaf

Addy- Make a snowman

Heidi- Make a unicorn out of snow

Shaylea- Make a snowman and snow angels Charlotte- Build a snow fort and a snowman

Olivia- Make Elsa out of snow

Sienna- Make a snowman

Layla- Play in the snow



Kindergarten - Mrs. Brandt

The Kindergarteners are excited and ready for Christmas so they decided to share with you their most important items they want for Christmas. We hope everyone enjoys their family time. See you in the New Year! Here are their responses:

Ryler - Hot Wheel Set and cars, fidget spinners, Legos and my own computer and phone, a sled for the snow.

Hazel - Horse books and horses. A Baby Alive doll, socks and shoes for my dolls, a bag for my doll stuff and an I - Pad.

Drayson - Some trucks with grass, a police Car, some blocks to build buildings, and some legos.

Layla - Barbie doll, some marbles, a special guitar, a game watch at Wal - Mart that is cute.

Parker - PS5, Optimus Prime, Huggy Wuggy, Minecraft, Fortnite, Cup that won't break.

William - Godzilla, real Baby Cat, real live King Kong or a toy blue King Kong, my own desk and a box of red rocks.

Brynna - Red watch, an American Doll with shoes, a shower for my doll, an Elsa backpack, new pajamas with Santa.

Barrett - Dinosaur helmet with eyes that light up, a big car that I can drive, a big dragon that breaths steam and walks, and a police car.

Peyton - Some Barbie Dolls and clothes, a Baby Doll to feed, Rubik's cube and some Peppa Pig puzzles.

Wyatt - Spiderman stuff, an I-Pad, 5 - Hulks Smash, Kinetic Sand, a car that I can drive outside, and legos.

Athena - Several LOL Surprises, Learning Book where I can read, a matching game, a new baby doll.

Uriyah - Elmo toy, Cookie monster stuffed animal, a Barbie Doll, a real Kitty, a toy dog that barks and walks.

Lilly - Doctor Baby Alive, a Little stuffed wolf, some pretend cooking pans that pop, My Sister needs a little stuffed Zebra.

Lexie - Some Barbie Dolls, a Little Bathtub for my Barbies, Barbie House. and a water gun to spray my brother.

Riley - Paw Patrol Glow in the Dark Watch and a Real Baby snake, and some legos.

First Grade - Mrs. Hendrickson

Wow! Can you believe we have made it to the end of 2nd quarter? We have had a fairly healthy classroom so far this year! I want to thank you, as parents, who have kept your child home when he or she is sick. It has helped others in the classroom stay healthy!

We have really been working hard on reading this quarter for AR points. These points are given when your child passes a quiz from the books they are reading. Please make sure your child returns those books each day. This is a part of their daily assignment. I have started keeping kids in from recess who have forgotten their books.

Learning our addition math facts have been important this quarter. I have a few children almost to Z!

Once your child gets to Z, we will start on subtraction. We will begin a measurement unit when we come back from break.

We celebrated Veterans Day by recognizing our Veterans in our community and thanking them for their service. Our class led our school in the Pledge of Allegiance at the beginning of the program. First Graders also studied the Native Americans and the First Thanksgiving in Social Studies.

Mystery Doug helped teach us about the Sun, Shadows, and Daily Patterns. We found out that our Gnome's shadows moved during the day without us even touching them. Our shadows were traced by our friends in the morning and we were able to see them "move", when we traced them in the afternoon.

Thank you to all the parents who helped make our Christmas Party a success! See you in the new year!



2nd Grade - Mrs. Welch

Our goals for 2020

Ziggy-read more chapter books and get a higher AR reading level

Jonathan-read more chapter books and get 50 AR points. In math, pass out subtraction in Rocket Math

Rylee-read chapter books and get 50 AR points

Charlie-to get 100 AR points

Easton P.-to get 50 AR points

Bodie-to get 50 AR points, to get to level 100 in Prodigy, and to read fifth grade chapter books

Kyle-pass out of addition and make it to subtraction in Rocket Math and get 50 AR points

Carly-get 40 AR points

Declan-get 48 AR points

Faith-get 50 AR points and keep my desk clean

Kinslee-to keep my room clean

Elijah-to get 50 AR points

Rease-to read better

Shane-to be a game developer and make a lot of games

Cash-be better at gaming and read all the Biscuit books

Wyatt-eat more waffles and laugh more

Easton H.-to get more money and complete more math papers

Christian-to earn money, pass more quizzes and get to first place in AR points

Helena-go play in the snow and to reach 40 AR points

Drayden-get to level 100 in Prodigy, get better at reading, and become a member on Prodigy



3rd Grade - Mrs. Fann

The third graders have been busy since day one of school this year and would like to share the best part of third grade so far.

Myah's favorite part of third grade has been the extra recess.

Taryn's favorite part of third grade has been playing with Ika, the class gecko and TeamMates.

Ella's favorite part of third grade has been being taught by Mrs. Fann.

Landon's favorite part of third grade has been the 3-D printer and art.

Eden's favorite part of third grade has been making 3-D things.

Spencer's favorite part of third grade has been watching movies and making cool stuff.


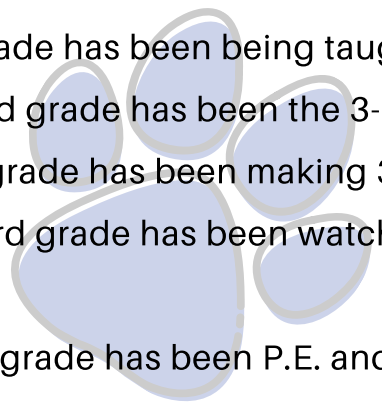
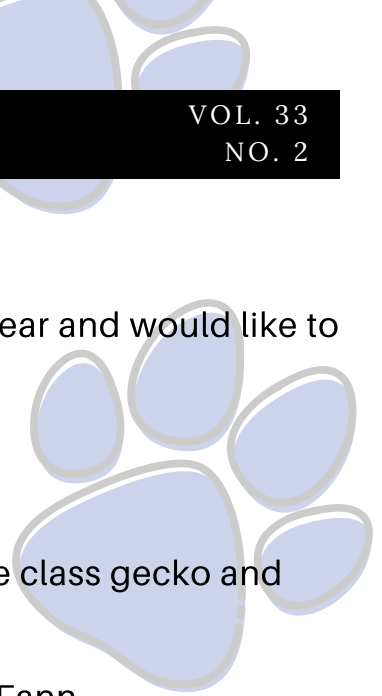
Shaye's favorite part of third grade has been P.E. and TeamMates.

Carsyn's favorite part of third grade has been the third grade library.

Zach's favorite part of third grade has been embroidery.

Callie's favorite part of third grade has been everything!

Emily's favorite part of third grade has been Ralphie the Elf!



4th Grade - Mrs. Duncan

Members of the Fremont County Extension Office came to school the week before Thanksgiving to teach the 4th graders how to make bread in a bag. They were able to learn about the different grains bread can be made of, and which ones are a healthier choice than others.

Our Christmas concert was on December 2nd. The 4th graders played their recorders and sang songs as well.

Mrs. Wells held a 4th and 5th grade spelling bee on Wednesday, December 15th. The winners were: 1st place Larry Beyer, 2nd Place Kowa White, and 3rd place Mia O'barsky.



5th Grade - Mr. Peters

The 5th graders were presented with some thought-provoking holiday questions.

- What was the best gift that you have given for Christmas and to whom?
- What is your favorite holiday treats?
- What is your favorite holiday scent?

Taytin- A stuffed bear to my sister- Pumpkin bars- Vanilla

Jozie- \$20 to my brother- Oreo Fluff and Brownies- Peppermint

Larry- I gave my sister Hazel \$1- Rice Crispie Treats- Vanilla

Raiden- I gave my Mom a globe- Laffey Taffey because it taste like bananas- cinnamon

Remi- I spent the night at my Mom's- Chocolate chip cookies- Brownies

Gunner- Chocolates to my Mom- Cotton Candy- Vanilla

Konnor- \$50 to my cousin- Pumpkin Pie, Brownies, and Oreo Fluff- cinnamon

Kayla- A homemade ornament to my Mom- Pumpkin Pie- Cinnamon

Trace- My old phone to my brother- Pumpkin Pie- Cinnamon

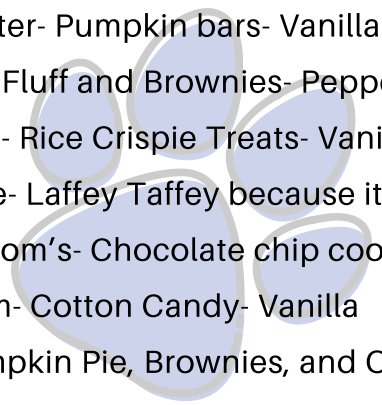
Marley- I gave my brother a T-Shirt that looked like a suit- Cane Bits- Peppermint

Cayden- I gave my Mom a blanket- Sugar Cookies- Candy Canes

Kullen- \$20 to my sister Ellie- Mashed Taters that my Dad makes- Lilac

Scarlett- An ornament to Mom- Gingerbread- Candy Cane

We hope you have a great 2022!



Resource - Mrs. Owen

I found this article called "How to Help Your Child Understand and Produce "WH" Questions" written by Becky L. Spivey, M.Ed. I have included a few activities that she recommended would help our students with these question words.

- While reading simple story books with illustrations or pictures, ask your child questions like, "Who is this?" What is he/she doing? Where is the child going? When will he/she come back? Why is he/she leaving?" Practice these types of questions, as well as saying "The girl went to the store. Where did you go today? She is tying her shoes. What do you do when you put your shoes on? She came home from the store after lunch. When did you get home from school today?"
- Ask questions about your child's day at school using WH questions. "Who did you sit with at lunch? Where did the class go for music time? When did you play outside? What did you eat for lunch? Why did you bring home your books?"
- Use picture cards made from clippings of magazines or old books. Show your child a card and say, "Ask me a question about this picture." If you are showing your child "shoes," he/she may ask, "What do you wear on your feet? Why did you get new shoes? When do you buy shoes? Where do you wear shoes? Who buys your shoes?"

Your child's understanding and formulation of simple WH questions lays a foundation for developing skills in communication, generalizing, and processing information in his/her environment.

WH Question words : who, what, when, where, and why



Middle School SPED - Mrs. Hazelwood

O Factor Tree

Prime Factorization is when you break down a number to the prime numbers that can be multiple together to make that number. In math, the numbers that are multiplied together are called factors. They create a product.

Product and Factors

FACTORS are two numbers that are multiplied together

The answer to this is called the **PRODUCT**

The factors of 24 are:

1, 2, 3, 4, 6, 8, 12, 24

24×1 2×12 4×6 1×24
 6×4 3×8 12×2 8×3

We use prime factorization in multiplication, division, fractions, and many more areas of math.

Look at this example of a factor tree. Create your own factor trees using the numbers 16, 18, 36, 50, and 99.

O Factor Tree



Prime Numbers to 100

A prime number can only be divided (without a remainder) by itself and 1.

2	3	5	7	11
13	17	19	23	29
31	37	41	43	47
53	59	61	67	71
73	79	83	89	97

Middle School Science - Miss Martin

Hamburg Community School District held the corner conference science fair this year. It was a great day full of science and fun. During lunch time, WildLife Encounters came and gave a 45 minute presentation on six different animals. Every student from every school deserves a congratulations, there was a tremendous amount of work that was leading up to this day. Great job everyone and see you all next year!

Listed below are the winners-

Overall winner:

Invention - Brooklyn Billingsly and Carlie Nuckolls

Invention:

1st- Brooklyn Billingsly and Carlie Nuckolls

2nd- Wyatt Lemonds

3rd- Ava Forney and Shaylee Stiverson

Earth Science:

1st- Jocelyn tackett

2nd-Elaina Utecht

3rd- Kiara Kimpston

Consumer Science:

1st- Aila Valdez

2nd- Hunter Hullman

3rd- Corinne Hopf

Biology:

1st- Meredith

2nd- David Helberg

3rd- Evelyn Sampson and Sophia Morrical

Physical Science:

1st- Calvin Johnson

2nd- Cooper Avey and Blake Schaaf

Tied for 3rd- Sawyer Forney and Talon James
Keith Thompson




Middle School Math and History - Mr. Hendrickson

6th Grade: For the start of 2nd semester 6th grade will be learning about the history and geography of Europe. We will be creating a pamphlet later on in this Unit about a specific country. In math we will be learning about ratios and how to solve ratios with a missing number.

7th Grade: 7th grade will start 2nd semester with Ancient Greece. We will complete a project over the ancient Greek gods and goddesses. We will also be learning about ratios and proportional relationships with 7th graders. This will build on information from earlier this year and last year.

8th Grade: In Social Studies we will be covering from 1900- Present day throughout the course of this semester. Currently, in math class we are learning about linear equations and how to properly graph the equations.



Middle School FCS - Mrs. Woodward

In FCS we wrapped up our semester by finishing our monster sewing projects. Most students chose to take them home so parents, if you haven't had the chance yet, make sure to check out the project they worked very hard on for a long time! In doing this project, they learned the value of hand sewing and were able to master both the running and blanket stitch.

In Food Nutrition we wanted to have a little fun so we made peanut butter buckeyes and homemade hot chocolate during our last week. The kids seemed to really enjoy it and couldn't believe the difference between the real homemade hot chocolate and powdered hot chocolate! I'll add the recipe we used below because it was a very good one.

Homemade Hot Cocoa

Ingredients

- 8 cups milk
- 1/2 cup unsweetened cocoa powder
- 1/2 cup granulated sugar
- 1 cup chocolate chips
- 1/2 teaspoon pure vanilla extract

Instructions

1. Place milk, cocoa powder and sugar in a saucepan.
2. Heat over medium heat, whisking frequently, until warm (almost boiling).
3. Add chocolate chips and whisk constantly until the chocolate chips melt and distribute evenly into the milk.
4. Whisk in vanilla extract, serve immediately.
5. Top with whipped cream and marshmallows.



English - Mrs. Dovel

Wow! What a blast! This quarter in Makerspace students made all types of puppets. The first Friday kids made emotion puppets. These were very simple and made with yarn, buttons, ribbons, small paper plates, and popsicle sticks. So cute!

After this, we created pig and wolf puppets out of sacks and acted out THE THREE LITTLE PIGS. Wyatt R. played the role of the wolf, and his HUFF and PUFF blew us all away! We began practicing tone and variation of voice, so each puppet expressed something unique for the audience to enjoy.

We stepped up our game when Thanksgiving neared. We made finger puppets and miniature hand puppets and performed, TURKEY TROUBLES. Hunter H. from the middle school came to visit our class and lend his expertise in turkey calling! Bram was the gobbler in our Thanksgiving skit, and he was an outstanding gobbler!

As Christmas neared, we used our friend, Pinterest, and followed patterns to make reindeer, Grinch, snowman, and elf puppets out of fuzzy socks. Googly eyeballs, yarn, buttons, and all sorts of other craft decor made these puppets a holiday hit!

Our middle school students, Hailee, Adrian, and Martin, designed and painted the puppet theaters. They also wrote, CHRISTMAS CRISIS, a super-duper Christmas skit for everyone and their puppets to perform.

Some of the vocabulary we learned include:

1. Ventriloquist
2. Full body puppet
3. Hand puppet
4. Marionette
5. Mask
6. Rod puppet
7. Shadow puppet

*We watched the history of the Sesame Street puppets. Did you know that it takes two people to operate Mr. Snuffleupagus? It usually takes two to three years before the operators can perfect the moves of Snuffleupagus. Big Bird is operated by one person and that operator must learn to use wires inside the costume to control the wings, eyes, and mouth.

We hope everyone enjoys the pictures of our puppets! Stay tuned as there will be another puppetry class this spring!



Music - Mr. Meinert

On December 2nd, we had our winter concert. I am very proud of everyone for performing and hopes that everyone had a good break.



Art - Mrs. Wells

Art News

After Thanksgiving break, I wanted to let students have a chance to work with clay, especially students that have never been in the Pottery Makerspace before. Making objects from clay has several steps and it can be hard to imagine the final result. Students got to use cookie cutters to make an ornament or decorative item. Some students opted to flatten clay and then form their own design. The pieces were then fired in the kiln which is a special clay oven. Pieces that are fired once are referred to as bisqueware. Students then used ceramic glaze to paint their pieces. Ceramic glaze does not always look like the color that it will be when it is fired. It is hard for students to trust the label that says it will fire as blue, when they can see with their own eyes that before firing, it is pink. Another glaze appeared red but fired to an amber brown. Painted bisqueware was fired again resulting in the final project. Students are always amazed by the chemical reaction that has taken place resulting in the glassy look and consistency of ceramics.



Wyatt W.



Hannah T.



Jozie



Trace



Gabe



Ely



Spelling Bee

Fourth and fifth grade students had a combined spelling bee. All of the students were very focused and showed wonderful sportsmanship and support for each other. We used fourth and fifth grade spelling lists taken from the Scripps National Spelling Bee. Our Grand Champion was Larry B. from fifth grade. Our second-place speller was Kowa W. from fourth grade, and our third-place speller was Mia O. from fourth grade.

Non-discrimination Policy

It is the policy of the Hamburg Community School District not to illegally discriminate on the basis of race, color, national origin, sex, disability, religion, creed, age (for employment), marital status (for programs), sexual orientation, gender identity and socioeconomic status (for programs) in its educational programs and its employment practices. There is a grievance procedure for processing complaints of discrimination. If you have questions or a grievance related to this policy please contact the district's Equity Coordinator, Dr. Mike Wells, 309 "S" Street, Hamburg, IA, 712-382-2703, mwells@hamburgcsd.org.

Statement of Assurance Related to Highly Qualified Teacher Assignments

If, due to circumstances out of the districts control, a substitute or replacement teacher will be assigned to your students classroom or class for a period of time of four or more consecutive weeks and that teacher is not highly qualified in accordance with federal and state laws then the district will notify you of the situation. It is the intention of the Hamburg Community School District to provide 'highly qualified' teachers in all areas to the best of the district's ability throughout the school year. Hamburg: Parents or guardians may request this information from the Office of the Superintendent by calling 382-2017 or sending a letter of request to Office of the Superintendent, 309 "S" Street, Hamburg, Iowa 51640.