

WILDCAT PAW PRINTS

JANUARY

IN THIS ISSUE

FAST TESTING

DON'T FORGET YOUR WATER BOTTLES

S'MORES AND MORE IN MRS. DOVEL'S ROOM

Mrs. Barrett - Principal

Another new year begins-Welcome 2021! I hope that everyone has had a chance to relax and enjoy some quality time with family and friends over the holiday break. The start of school, after a significant break, always provides a good opportunity to establish a focus on learning. It offers a chance for us to make new goals with a renewed sense of energy and dedication. Please help your students

make one of our two goals for the remaining semester of school and ask them often how they are doing in regards to meeting their goals.

FAST screening assessments are administered three times a year. They are used to help identify students who are not yet proficient in the areas of reading and math. Teachers use the test scores to determine interventions to work on any problem areas. We are currently completing the winter session of FAST testing.

It is important for students to go outside each day to enjoy fresh air and exercise. Students should be prepared to go outdoors for recess throughout the year. Please be sure to send your students to school with jackets, hats, mittens/gloves, and boots to play in the snow. Please help to keep our school healthy by encouraging your child to wear appropriate clothes while playing outdoors at recess time.

If you have any questions, comments or concerns, please feel free to contact me at the school by phone at 712-382-2017 or by email at jbarrett@hamburgcsd.org.

Thanks again for your continued support.

Secretary - Mrs. Peeler

A note from the office –

- Please remember to call the school at 712-382-2017 before 8AM if your student is sick or will be late.
- Always call the office with any new updates such as a new phone number or a new address. Keep it updated for times your child is ill and needs to go home.
- Don't forget to send a water bottle to school with your child every day. Children need water to stay hydrated.
- Also, a friendly reminder please do not send your children to school if they have a fever of 100 degrees or higher.

-Thanks, Trisha Peeler



Preschool - Mrs. Williams

The Preschool classes have been busy the past few weeks! We are getting back into our routine after Christmas break!

We did a fun Science experiment where we made colors fizz! We also got to see how the colors changed when they mixed together. We brought some snow inside and had fun using food coloring to paint it during center time! We also learned that the snow will melt after it has been inside and it gets warm. This activity was fun to do after reading the book, The Snowy Day. The morning class made a healthy snack which was called Ants on a Log. The students had to follow directions in order to make the snack! We learned about the letter P and did many activities to go along with it. We made penguins and paper pizzas. We used many different shapes to make the pizzas! The afternoon class enjoyed having pudding for a snack to go along with the letter P. Here are some pictures of our fun activities!



Kindergarten - Mrs. Brandt

In Reading the Kindergarteners have been working on learning the sight words and readings sentences. In Math, they have been working on writing 1 to 20 and counting to 50. Also, they have been waiting patiently to celebrate the 100th day of school. We ask the Kindergarteners what they thought a 100-year-old person would look like and what they would do with a \$100-dollar bill. Here are their responses.

Sylas: A lady wears a dress and a man wears a bowtie, with a soft black sweater. Both have black and white hair.

I would buy a Nintendo Switch

Liam: The man would have tied up hair, a beard, headphones so he can hear, big shirt and pants, and wears big black boots.

I would buy a motorcycle and a bike with a seatbelt

Noah: They would have gray and brown hair, walk with a stick and a walker, their teeth are brown. A lady would wear a dress and slippers, the man wears a black shirt with a ladybug on it and he has glasses.

Hazel: The lady would have white and gray hair, a bunch of bows in her curly hair, wrinkles, talks loudly, wear old dresses and slippers because she won't leave her house. She would have a bunch of dogs and cats.

I would buy 100 cats

Kingston: He would have white hair, wear a brown shirt and black shoes, he talks scary and wear glasses. He likes to eat Mac n' Cheese.

I would buy a Hover Board and a heater for mommy

Whitley: They would be tall and big and have brown and black hair.

I would buy a bike and a stuffed animal

Nora: She would have short gray hair, wear a robe and slippers, and walk with a cane.

I would buy a baby doll, a stuffed animal, a crayon box, and shoes.

Brennen: They would have long black hair, wear glasses and slippers, have a cane and a roller chair.

I would buy a Tesla and a Lamborghini

Easton: They would have a walking stick, short white hair, maybe no hair, and wear a T-shirt.

I would buy a 4-wheeler and candy

Kenzlie: She would have white hair, wrinkles, wear shirts, shorts, and sandals.

I would buy a new doll, a bike, and a dollhouse

Bristol: They would have black hair, glasses, wear old t-shirts and pajama pants and old shoes. I would buy an owl

Sakura: She would be really old. She would have a wheelchair. She would have hair that is gray, wear glasses, wear pretty dresses and shoes with hearts and dots all over them. She would have bunny slippers because everyone needs bunny slippers! She would have a nice pink pillow and a helper and a cane.

I would buy candy and groceries for my mom and dad



First Grade - Mrs. Hendrickson

Welcome 2021! We also welcome 2 new students to our classroom. Kaden comes to us from Texas and Helena from Nebraska City. This takes our class to 19 students.

Please remind your children to bring their boots, snow pants, and winter coats. For those children without boots, they will be asked to stand on the cement. Kids are not allowed to go to recess without being properly dressed when it's cold.

We started our 2nd session of Marker Space. During our 1st session, your child learned how to either code or quilt. This session your child was able to decide what they wanted to do. They all seem to be enjoying what they are doing after the first week.

We are just beginning to test our students in the areas of Math and Reading. We just finished the STAR Testing, which places your child in the appropriate reading level for their reading books. Your child should be bringing home books to read and taking AR quizzes over these books. Please make sure your child is reading their books to you in the evening. This week we will start FAST testing like we did in the Fall. Reading this week and Math the following week. I will be going over the results with you at conferences. I look forward to seeing all of you in February!



2nd Grade - Mrs. Welch

Haiku Poems By the Second Graders

A Blizzard, Ice, and Snow

Blizzards are icy
The igloo is melting snow
Let's make a snow angel!

By Zach Shipley

A Snow Day

Snow is falling down
Snow is very deep in town
It is cold in town!

By Carsyn Racine

Winter Weather

The snow is icy
Icicles fall from the sky
Some people get sick

By Taryn Cooper

The Winter Day

Snow was very cold
I was scared of icicles
Threw snowballs at them

By Myah Brake

The Snowballs

The snowballs go fast
One flew right past me just now
And another one!

By Spencer Matheson

The Winter Day

Outside is so cold
My house is so cold hate it
The snowflake is cool

By Eden Libertore

A Girl Plays in the Snow!

We can play in snow
We can make a snow angel
We make a snowman

By Ella Haler

The Winter Day

Now I'm very cold
I miss the snowflakes falling
Icicles falling

By Shay Price

Playing in the Snow


Snow falls from the sky
I like to throw big snowballs
I build an igloo

By Landon Hinds

Igloos

Igloos keeps us warm
You can live in an igloo
There's so many rooms

By Callie Sloop



Here is what the second graders love to do on cold, snowy days:

Shaye-go sledding and jump on my trampoline with snow on it

Carsyn-build snowmen and forts and go sledding

Ella-make snow angels, build snowmen, and throw snowballs at my Mommy

Myah-build snowmen, go sledding down hills, throw snowballs at my family, and catch snowflakes on my tongue

Callie-build igloos

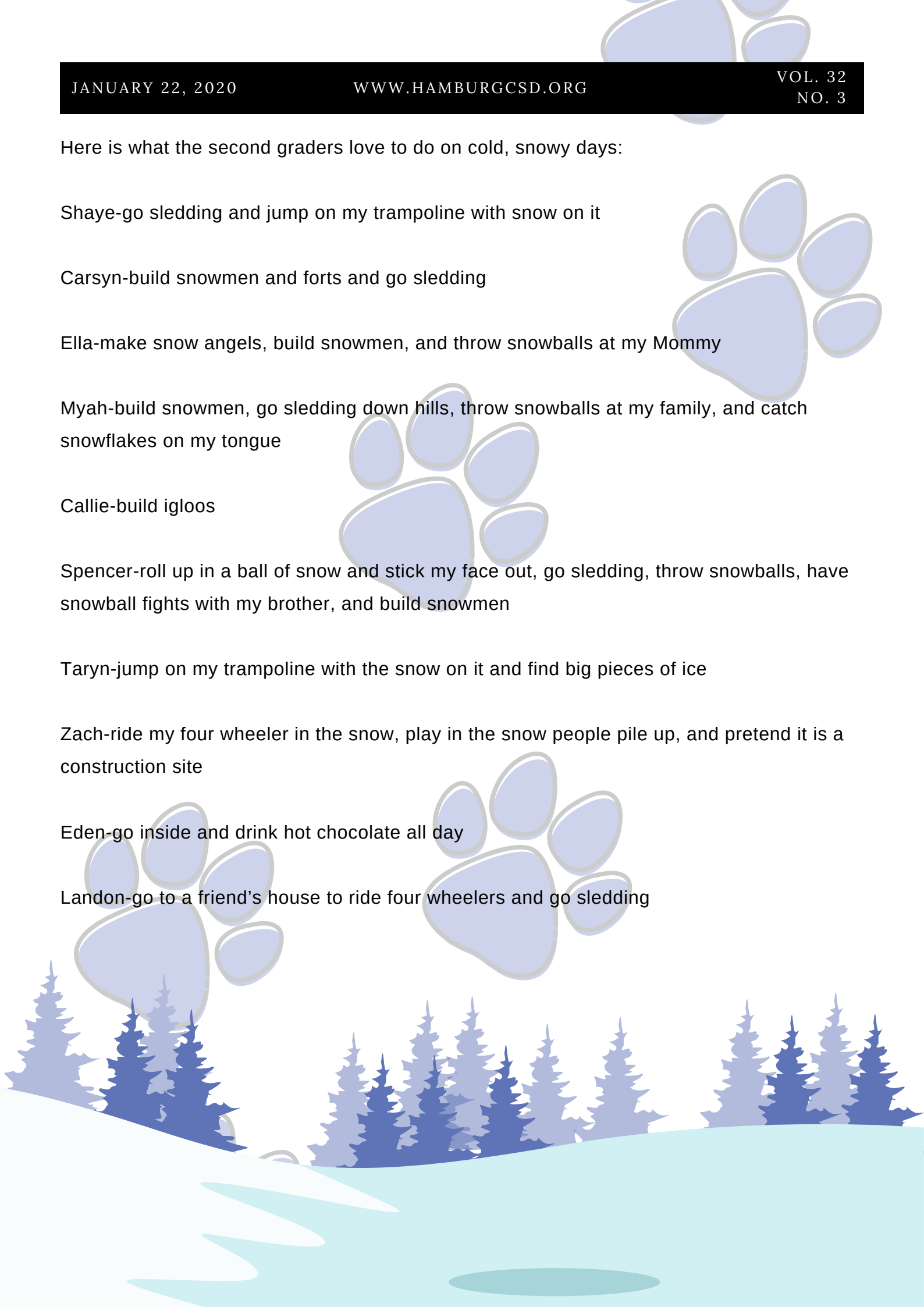
Spencer-roll up in a ball of snow and stick my face out, go sledding, throw snowballs, have snowball fights with my brother, and build snowmen

Taryn-jump on my trampoline with the snow on it and find big pieces of ice

Zach-ride my four wheeler in the snow, play in the snow people pile up, and pretend it is a construction site

Eden-go inside and drink hot chocolate all day

Landon-go to a friend's house to ride four wheelers and go sledding



3rd Grade - Mrs. Fann

Instead of New Year's resolutions, 3rd graders picked words to live by or strive for in 2021. They reflected on what they wanted more and less of in their life, as well as how they wanted to feel at the end of each day. From there, they made a list of 10 words that summarized those thoughts. They narrowed the list down to one word they wanted to commit to for the entire year.

Mrs. Fann's word for 2021 is try because she wants to try new experiences, foods, and things.

Laynee's word for 2021 is travel because she wants to see new places this year!

Leland's word for 2021 is fun because he wants to do everything he was not able to do during COVID-19.

Bryn's word for 2021 is horses because she loves them.

Sam's word for 2021 is gaming because he wants to level up on all his games.

Cash's word for 2021 is money. He wants everyone to have enough money, so they feel safe.

Benny's word for 2021 is football because he wants to play more football than normal!

Isaak's word for 2021 is kid because he feels he is too responsible sometimes and wants to remember to have fun.

Kyler's word for 2021 is music because he wants to make music this year.

Mia's word for 2021 is laughter because she wants to laugh more.

Matthew's word for 2021 is fun because he wants to have more fun than he did in 2020!

Graysin's word for 2021 is gold because he wants the world to be as good as gold!

AJ's word for 2021 is nice because she wants everyone to be nice to each other.

Kowa's word for 2021 is family because she wants to visit her family members this year. Her papa is top of the list!

***Students will be going outside for recess if it is warm enough. Please make sure your child brings their winter coats daily!**

4th Grade - Mrs. Duncan

As the New Year begins the 4th graders are hard at work. In math, we will be starting a unit on 2-D geometry and measurement in which we learned all about mirror symmetry, lines, line segments, power polygons, and angles. We will also be learning about the U.S. Standard Algorithm for adding and subtracting larger numbers.

In science, animals are our focus. Vertebrates and invertebrates have been in our studies. We learned that there are many more invertebrates than vertebrates. There are many characteristics that make animals unique and we are learning all about those.

For Social Studies, we will soon start to study the regions of the United States. The Northeast will be our first unit of focus. We are learning about the people, economy, and the geography of that region.

Before Christmas break, we did a unit on "The Polar Express". We read the book, studied the vocabulary, and watched the movie. Our new story in reading is all about ants and how they are social insects.

We have started our new Makerspaces. We have a few kids in coding and drones, a few in embroidery, a few in CNC laser, a few in quilting, and 1 in crafting. They are learning many new things and are very excited about them.

Please keep an eye on the weather. Make sure you send appropriate clothing for recess such as boots, hats, gloves, and a warm coat.



5th Grade - Mr. Peters

The fifth graders want to tell you what they all hope or wish for in 2021.

Alexa - I hope I can go to Mexico this year.

Isaiah - I want to get better grades and go to the Ozarks.

Hannah - I want to save up money for a new saddle.

Rebecka - I want to be able to read better and to go on vacation out of the state of Iowa.

Lukas - I want to be able to do a kickflip on my skateboard.

Kyra - I hope to get better grades in reading and get higher AR points.

Bram - I hope to go to the Pizza Hut buffet to get dessert pizza again and for it to be a good year.

Emmy - I want to go on a family camping trip.

Keagan - I hope to improve my spelling skills and go boating at White Water.

Hailee - I want to go back to Great Wolf Lodge and go to Disney World.

Savanna - I hope I can go to Great Wolf Lodge this year.

Jayla - I hope to go on a family vacation and get better grades.


Noah - I want to go on a family vacation.

Ava - I hope to get a new horse.

Xavier - I hope to get 70 AR points and get 100% on all my spelling tests.

Cole - I want to get more money.

Emily - I wish to go on a family vacation



Resource - Mrs. Owen

Just a few **WAYS TO MAKE READING FUN FOR YOUR CHILD**

Pick the right books

Making reading fun starts with selecting a book your child will enjoy reading. Ask your child what kinds of stories he or she likes reading best (Adventure? Fantasy?) Make a list of books in these categories and use it to help your child choose what he or she will read next.

Read aloud

Reading aloud with your child can add a bit more excitement to any book. Make the story more fun by using different voices for each character and an expressive voice for dramatic parts. You can also take turns reading aloud together, choosing a character you will each provide a voice for.

Act out the story

Help your child bring some extra excitement to reading by using his or her imagination. Have your child draw pictures of what he or she is reading, act out the scene, put on a character puppet show, or make up alternate endings.

Encourage all forms of reading

Reading doesn't always have to mean picking up a book. Magazines, graphic novels, and newspapers are other great reading materials that feel less like "work" to your child—but they still help your child practice and improve his or her reading skills.



Middle School SPED - Mrs. Hazelwood

Greatest Common Factor

the **GCF** of two integers is the largest integer that evenly divides them both (the largest factor they share)

factors of 4:	1	2	4						
factors of 6:	1	2	3	6					
factors of 28:	1	2	4	7	14	28			
factors of 36:	1	2	3	4	6	9	12	18	36
factors of 12:	1	2	3	4	6	12			
factors of 24:	1	2	3	4	6	8	12	24	

LEAST COMMON MULTIPLE

the **LCM** of two (or more) integers is the **smallest** positive **multiple** they **share**

LCM

Multiples of 4: ...-16, -12, -8, -4, 0, 4, 8, 12, 16, ...

Multiples of 6: ...-18, -12, -6, 0, 6, 12, 18, ...

Greatest Common Factor and Least Common Multiple are both important when working with fractions. Finding the greatest common factor and least common multiple are two skills that we are currently learning.

To find GCF:

- 1) List the factors (numbers that can be multiplied by another number to get a product)
Ex: $2 \times 3 = 6$, So 2 and 3 are factors of 6
- 2) Circle every factor that is common, or the same
- 3) The largest number that is the same is the GCF

To Find LCM:

- 1) List the multiples of the numbers (a multiple is a number that can be broken up evenly by that number) Ex: some multiples of 10 are 10, 20, 30, 40, 50, and 60
- 2) Find the smallest number in each list that is the same
- 3) This is the LCM of the numbers

English - Mrs. Dovel

S'mores and More!

The 6th and 7th grade classes spent time working on procedural writing, How to Make a S'more. This lesson was one of the highlights of our unit, *THE SANDLOT*. Included in the writing: transition words, adjectives, and descriptive verbs. Students had to fire up their drafts which needed: introduction, body, conclusion, and of course correct conventions. Instead of writing this on a Google Doc, we opted to go old-fashioned and handwrite, How to Make a S'more, which of course was inspired by the famous s'more scene in the movie. In case you need a little chuckle, here is the conversation from the s'more scene.

Ham Porter:

Hey, you want a s'more?

Smalls:

Some more of what?

Ham Porter:

No, do you want a s'more?

Smalls:

I haven't had anything yet... so how can I have some more of nothing?

Ham Porter:

You're killing me, Smalls. These are s'mores stuff, 'kay? Pay attention. First, you take the graham. You stick the chocolate on the graham. Then, you roast the mallow. When the mallow's flaming, you stick it on the chocolate. Then you cover it with the other end. Then, you scarf. Kind of messy, but good. Try some.

Grunderpants. Cheers, 16 Oct. 2016, grunderpants.wordpress.com/.

ADDITIONAL LESSONS:

Hyperbole - You're killing me, Smalls.

Metaphor - Baseball is life.

Simile - You play ball like a girl!

Fictional Narrative - A made up story.

Factual Narrative - True story.

Flashback - An element used to enhance a story - In the movie THE SANDLOT, Smalls takes us back to his youth and his days of playing baseball with the boys by narrating throughout the story.

Symbolism, theme, characterization, justify, determine, explain, describe, infer, and paraphrase were additional terms learned in this unit.

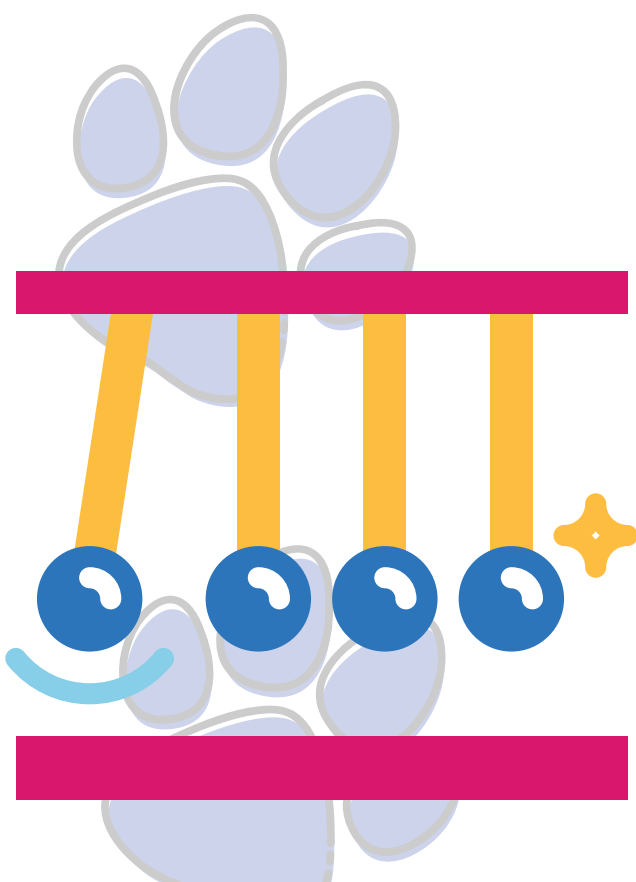
The highlight was baking S'mores and eating the chocolaty, messy treats!



Middle School Science - Miss Martin

Newton's Laws of Motion, what are they? How do they have an impact on our daily lives? These were a couple of questions that our 8th graders had to answer. For the last several weeks our 8th graders were learning about Newton's three laws and how they related to the student's daily activities. At the very end of the unit, the students competed in a powered car competition. They had to collaborate, design, and make a prototype to test distance, speed, or both. The students faced many challenges when building their car, in science not everything works out as planned and although not all cars made it to the finish line, all students did their best and learned a valuable life lesson.

As the students move toward the end of their 8th-grade year, we must help them stay positive and focused until the last day of school. With having such a small 8th-grade class, we are hoping to have in-house graduation this year, so please look for more information to come. For all middle school parents and guardians, be sure to look for the science emails that I try and send out every Monday morning. The emails are sent through JMC and come with an attached picture of the student's homework for the week, which is usually accompanied by a brief message of what they are learning and any quick updates from me. As always, if you have any questions feel free to email me. Looking forward to talking to you all during the February conferences!



Middle School Math - Mrs. Wright

With a new year, comes new goals...or sometimes old goals. The 8th graders have started a new class called Career Explorations this semester. In this course, the kids do some self-discovery to learn more about themselves in order to figure out the best career path for them. This past week we have been talking about setting goals and how to achieve them. They are working on a bucket list that includes goals they would like to achieve within their lifetime. To help them work on goal setting, the kids had to create a word goal for 2021. This goal is one word that can describe something they would like to achieve by the end of the year. We would like to share our word goals with all of you.

Logan A: My word is ORGANIZATION because If I am organized, I will get better grades and be more successful.

Mason D.: My word is FIT because I want to continue to play sports and become better at them.

Kristin I: My word is TRUST because I want to work on being able to trust people easier.

Harlie J: My word is CONFIDENCE because I want to have the courage to speak in class.

Xavier R: My word is FRIENDSHIP because I want to have better personal relationships.

Gabe R: My word is ORGANIZATION because I am messy.

Hayden T: My word is DETERMINATION because I want to work harder at sports.


Ian T: My word is HEALTHY because I want to start making healthier food choices and be fit.

David P: My word is HEALTHY because I want to be physically fit and build more muscle.

Triniti T: My word is PATIENCE because I want to have more patience with people and animals.

Mrs. Wright: My word is INSPIRE because I want to inspire and motivate my students to achieve greatness.

What is your word goal for 2021?



FCS - Mrs. Woodward

This month has been my first time working with the entire 7th grade class. It has been fun to get to know each of them as we have started our Teen Issues class. We've spent the majority of the time discussing and learning about emotions and physical signals associated with them. I'm excited to get to know them even more and participate in some fun lessons with them this semester!

In child development, we have had the opportunity to fly through our lessons with it being a class of three 8th graders. This group is very eager to learn the ins and outs of taking care of children and I'm excited to watch them apply their skills as we start to do more hands-on activities and projects!



Music - Mr. Meinert

The elementary music, students are learning about all the families of instruments. Last week they learned about the string family and this week they learned about the woodwind family. Next week will be the brass and percussion families. Fourth grade just started learning how to play recorders. 5th, 6th, 7th, and 8th grade are hard at work preparing songs for a spring concert.



Art - Mrs. Wells

Ever since the beginning of time, people have found ways to bring creativity to their daily tasks. The early task of cloth-making led the way for the stories told through tapestry, rugs, and blankets. Students find patience and the development of small motor skills through weaving. Weaving can be done with yarn, thread, ribbons, fabric strips, or things from nature such as sticks, reeds, or vines.



Fabric Strip Weaving by Nadalyn



Yarn Weaving on Plate
by Graysin



Yarn Weaving on
Cardboard by Xavier R.

Most weaving takes place on a loom which is simply a frame to help keep the weaving in place. Students used paper plates and cardboard squares for their looms.

Along with weaving, middle school students got to use fibers in string art. Enlarged clip art makes a good template for string art designs. The design is placed onto the wood and nails are placed at intervals around the design.



String Art by Mason D.

Non-discrimination Policy

It is the policy of the Hamburg Community School District not to illegally discriminate on the basis of race, color, national origin, sex, disability, religion, creed, age (for employment), marital status (for programs), sexual orientation, gender identity and socioeconomic status (for programs) in its educational programs and its employment practices. There is a grievance procedure for processing complaints of discrimination. If you have questions or a grievance related to this policy please contact the district's Equity Coordinator, Dr. Mike Wells, 309 "S" Street, Hamburg, IA, 712-382-2703, mwells@hamburgcsd.org.

Statement of Assurance Related to Highly Qualified Teacher Assignments

If, due to circumstances out of the districts control, a substitute or replacement teacher will be assigned to your students classroom or class for a period of time of four or more consecutive weeks and that teacher is not highly qualified in accordance with federal and state laws then the district will notify you of the situation. It is the intention of the Hamburg Community School District to provide 'highly qualified' teachers in all areas to the best of the district's ability throughout the school year. Hamburg: Parents or guardians may request this information from the Office of the Superintendent by calling 382-2017 or sending a letter of request to Office of the Superintendent, 309 "S" Street, Hamburg, Iowa 51640.